SDP175-18

OVER OPEN PURLINS
FASTENING SCHEDULE
MATERIAL DESCRIPTIONS

CLOSURE INSTALLATION

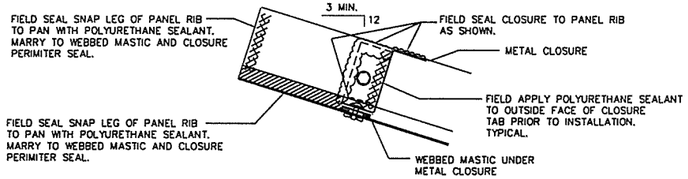

SECTION THRU METAL CLOSURE

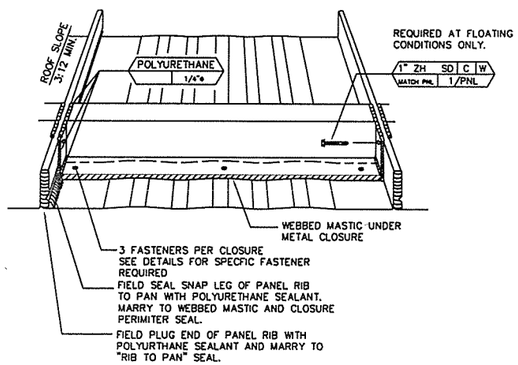

CLOSURE

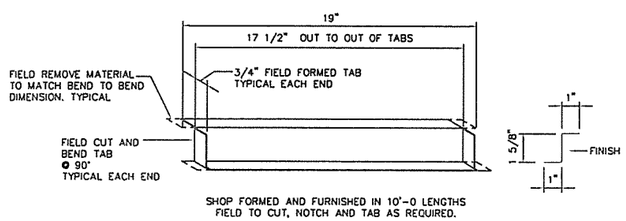

SHOP FORMED AND FURNISHED IN 10'-0 LENGTHS
FIELD TO CUT, NOTCH AND TAB AS REQUIRED.

PANEL CLIP

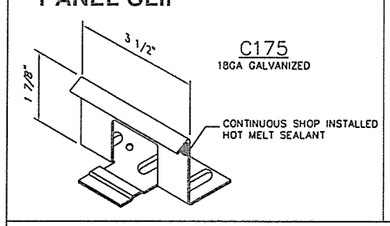

REQUIRED TOOLS

1. HEMMING TOOL
THE HEMMING TOOL IS USED TO PROVIDE A FIELD HEM AT PANEL ENDS WHEN REQUIRED AT FLOATING EAVE, VALLEY AND FLOATING PANEL END LAPS.

FASTENING SCHEDULE

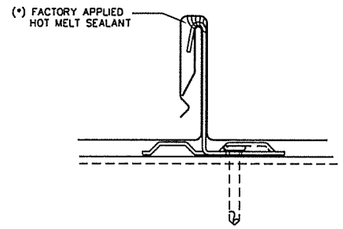

SDP175 FULL SCALE ASSEMBLED VIEW

(*) FIELD NOTE:
INSPECT FACTORY APPLIED SEALANT FOR VOIDS IN THE CONTINUOUS BEAD. IF VOIDS ARE FOUND THEY ARE TO BE REPAIRED WITH NON-CURING BUTYL SEALANT.

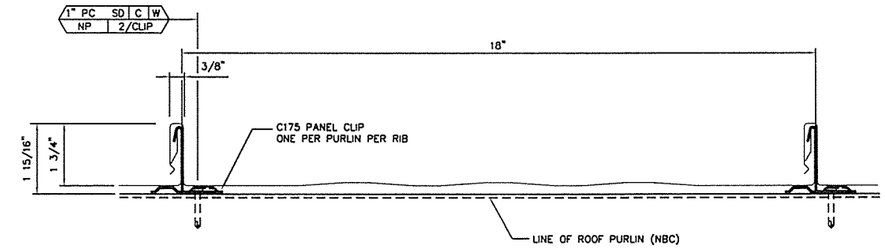

SDP175-18 / FASTENING SCHEDULE
MINIMUM ROOF SLOPE 3:12

EAVES AND LAPS

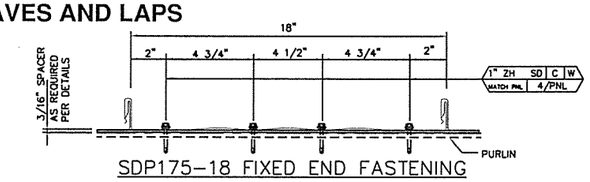

SDP175-18 FIXED END FASTENING

HIPS 1" ZH SD C W / MATCH PNL 6" o/c

VALLEYS 1" ZH SD C W / MATCH PNL 4" o/c

FASTENING SCHEDULE/FLASHING

PAINTED TO MATCH PANEL — BULB TITE 12"o/c
HORIZONTAL FLASHING TO PANEL
OR
1" ZH SD C W / MATCH PNL 12" o/c
HORIZONTAL FLASHING TO STRUCT/AS REQUIRED PER DETAIL

PAINTED TO MATCH PANEL — BULB TITE 12"o/c
VERTICAL FLASHING TO PANEL
OR
1" ZH SD C W / MATCH PNL 12" o/c
VERTICAL FLASHING TO STRUCT/AS REQUIRED PER DETAIL

ABBREVIATIONS

ALUM = ALUMINUM
AFF = ABOVE FINISHED FLOOR
B/ = BOTTOM OF
CLOS = CLOSURE
DO = DOOR OPENING
DLO = DAY LIGHT OPENING
E/ = END OF
EL = ELEVATION
EXP = EXPANSION
EX = EXTRUSION
F/ = FACE OF
FF = FINISHED FLOOR
FLR = FLOOR
G-AL = GALVALUME
GA = GAGE
GALV = GALVANIZED
GBC = GIRT BY CENTRIA
GL = GIRT LINE
INSUL = INSULATION
NBC = NOT BY CENTRIA
NP = NO PAINT
PM = PANEL MODULE
PNL = PANEL
RO = ROUGH OPENING
SIM = SIMILAR
SS = STAINLESS STEEL
T/ = TOP OF
TOS = TOP OF STEEL
TYP = TYPICAL
UNO = UNLESS NOTED OTHERWISE
W/ = WITH
WO = WINDOW OPENING

DRAWING PREFIXES

KP = KEY PLAN
GN = GENERAL NOTES
E = PANEL ELEVATIONS & ROOF PLANS
D = PANEL DETAILS
F = FLASH SKETCHES
FS = SHOP FABRICATION FOR PANELS AND FLASHINGS
WE = WINDOW ELEVATIONS
WD = WINDOW DETAILS
SE = PANEL SUPPORT ELEVATIONS
SD = PANEL SUPPORT DETAILS
SS = SHOP FABRICATION OF PANEL SUPPORTS
FF = FIELD FABRICATIONS
EM = EMBEDS
MU = MOCK-UP

DRAWING SYMBOLS

1 / D-1 — DETAIL NUMBER / DETAIL DRAWING NUMBER
DETAIL IDENTIFICATION

A / E-1 — SECTION LETTER / DRAWING OF SECTION
SECTION IDENTIFICATION

FLASHING GAGE (PER CHART)
FLASHING SERIES MARK
XX / X — F-000
FLASHING COLOR (PER CHART)
FLASHING IDENTIFICATION

PANEL TYPE
PANEL QUANTITY AND LENGTH
SPD175-18 / XX — 5 @ 10'-0
PANEL COLOR (PER CHART)
PANEL IDENTIFICATION

EXTERIOR PANEL

PANEL SERIES:	
PROFILE DESCRIPTION:	SDP175-18/
GAGE-THK/VJ FIN	/NO
SUBSTRATE:	G-90 GALVANIZED
TEXTURE:	SMOOTH
EXT PAINT SYSTEM: INT PAINT SYSTEM:	
EXT COLOR: INT COLOR:	
SHOP CAULK:	

PANEL SERIES:	
PROFILE DESCRIPTION:	SDP175-18/
GAGE-THK/VJ FIN	/NO
SUBSTRATE:	G-90 GALVANIZED
TEXTURE:	SMOOTH
EXT PAINT SYSTEM: INT PAINT SYSTEM:	
EXT COLOR: INT COLOR:	
SHOP CAULK:	

PANEL SERIES:	
PROFILE DESCRIPTION:	SDP175-18/
GAGE-THK/VJ FIN	/NO
SUBSTRATE:	G-90 GALVANIZED
TEXTURE:	SMOOTH
EXT PAINT SYSTEM: INT PAINT SYSTEM:	
EXT COLOR: INT COLOR:	
SHOP CAULK:	

METAL CLOSURES

SERIES	
CLOSURE MARK	
GAGE/THICKNESS:	
SUBSTRATE:	
SURFACE TEXTURE:	
PAINT SYSTEM:	
COLOR:	

SERIES	
CLOSURE MARK	
GAGE/THICKNESS:	
SUBSTRATE:	
SURFACE TEXTURE:	
PAINT SYSTEM:	
COLOR:	

FLASHING

SERIES MARK	
GAGE/THICKNESS:	
SUBSTRATE:	
TEXTURE:	
EXT PAINT SYSTEM: INT PAINT SYSTEM:	BACKER
EXT COLOR: INT COLOR:	

SERIES MARK	
GAGE/THICKNESS:	
SUBSTRATE:	
TEXTURE:	
EXT PAINT SYSTEM: INT PAINT SYSTEM:	BACKER
EXT COLOR: INT COLOR:	

SERIES MARK	
GAGE/THICKNESS:	
SUBSTRATE:	
TEXTURE:	
EXT PAINT SYSTEM: INT PAINT SYSTEM:	BACKER
EXT COLOR: INT COLOR:	

SERIES MARK	
GAGE/THICKNESS:	
SUBSTRATE:	
TEXTURE:	
EXT PAINT SYSTEM: INT PAINT SYSTEM:	BACKER
EXT COLOR: INT COLOR:	

Amoruso Consulting Engineering, LLC
FL Registration No. 38327
Robert J. Amoruso, FL P.E. No. 49752
226 N. Nova Rd., #142
Ormond Beach, FL 32174-5124
rjaengpe@gmail.com

This item has been digitally signed and sealed by Robert J. Amoruso, PE on the date adjacent to the seal. Signature must be verified on any electronic copies.

APPROVER STAMP



Digitally signed by Robert J Amoruso
Date: 2025.08.18 17:07:35 -04'00'

DWG FILE: SDP175180FS-FL.DWG ISSUE: D DATE: 01/30/13

CENTRIA
700 State Highway 121 Bypass, Suite 200, Lewisville, TX 75067
972-221-6656

ISSUE	DESCRIPTION	BY	DATE

SDP175-18 OVER OPEN PURLINS • FASTENING SCHEDULE MATERIAL DESCRIPTIONS •
CUSTOMER:
OWNER:
PROJECT:
LOCATION:

	BY	DATE	CONTRACT No.	
DRAWN				
CHECKED			DRAWING No.	ISSUE
SECTION MANAGER				